



UNIQUE AND SHARED TRAITS

FACILITATOR GUIDE



Unique and Shared Traits

Introduction

Meeting new people can be difficult and uncomfortable. By listening to others and practicing self-awareness, you can build connections and relationships in Toastmasters and in life.

Overview

Participants identify specific traits in themselves and in others. They become familiar with other members to develop connections and relationships that they may build upon throughout the year.

Objectives

After completing this session, participants will be able to do the following:

- Recognize the value of different traits by networking with others

Materials

- PowerPoint
- Paper
- Pen

Group Size

- Any

Setting

- Large room with the ability to display the PowerPoint presentation

Time

- Approximately 30 minutes

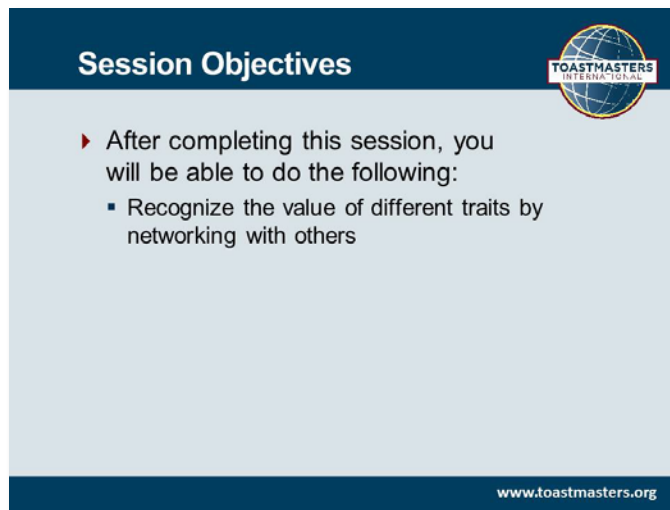
Process



1. SHOW the Unique and Shared Traits slide as participants enter the room.



2. SHOW the Session Objectives slide.



3. PRESENT the session objectives:
 - After completing this session, you will be able to do the following:
 - Recognize the value of different traits by networking with others

4. SHOW the Unique and Shared Traits slide.

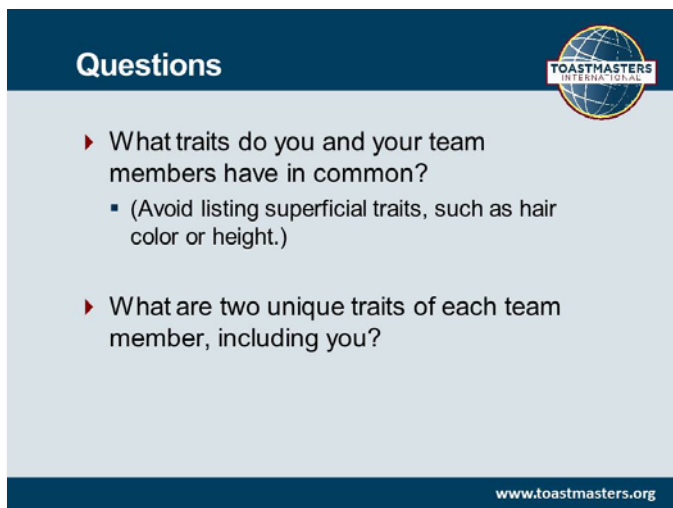


5. INSTRUCT participants to arrange themselves in teams of three to five people they do not know.

6. PRESENT

- Learning the strengths and abilities of team members and peers can help you achieve your goals.
- When you fill a role based on a person's strengths and abilities, you boost morale, raise engagement and enhance the team member's skills.

7. SHOW the Questions slide.



8. INSTRUCT teams to spend 15 minutes discussing and taking notes on the following questions:

- What traits do you have in common with your team members?
- What are two unique traits of each team member, including you?

15 minutes



9. TIME 15 minutes.



10. SHOW the Results slide.




11. INSTRUCT a spokesperson from each team to read their list of shared traits to the entire group.

12. PRESENT

- Each member of your team adds something unique to your shared talents.
- Recognizing these traits and talents early on can help when you work as a team or delegate individual tasks.
- Always remember your shared goals as you work together toward achieving success.

Conclusion

1. SHOW the Conclusion slide.



2. PRESENT

- In this session, you identified specific traits in yourself and in others to begin building connections and relationships with team members.
- By listening to others, you can identify strengths that may be helpful throughout the year.

